

# TESTING FOR Sexually Transmitted Infections

## How to Swab Your Throat



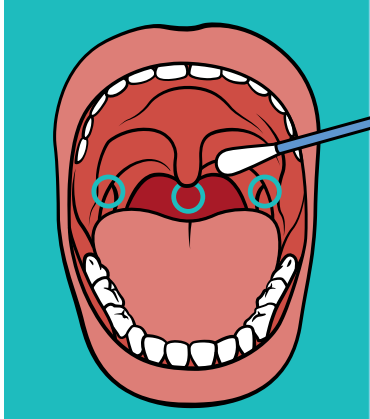
1

Wash your hands.



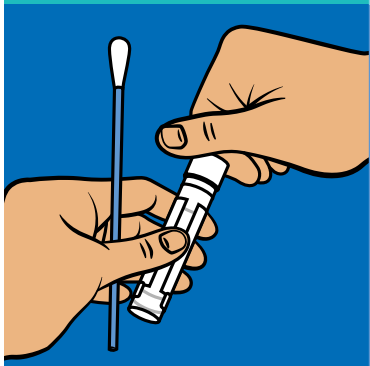
2

Open your mouth in front of a mirror and look at the back of your throat.



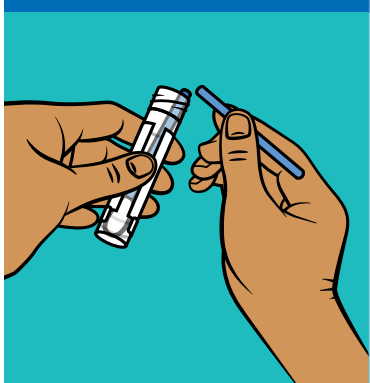
3

Gently rub the swab on the back of your throat. Make sure to swab the three circled areas.



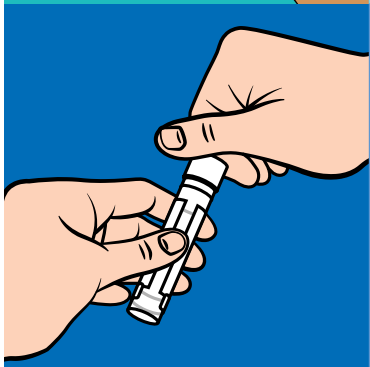
4

Without putting down the swab, unscrew the cap.



5

Place the swab in the tube and break off the end of the swab.



6

Tightly screw the cap back on.



7

Wash your hands.

**DO NOT** pour out the liquid in the tube or break the foil cap.

